Sliding Glass Doors

THERMAL WINDOWS, INC.®

Commercial and Impact Rated Sliding Glass Doors for Retrofit or New Construction

Legacy at Town Lake - Austin, TX
Series 9910, Sandstone



Promenade Apartments - Washington, DC
Series 9910, Almond

(*Left*) Carlyle Block "L" - Alexandria, VA
Series 9910, Dark Gray

Lincolnia Road Residences - Alexandria, VA
Series 9900B, Dark Gray

The Paramount at Buckhead - Atlanta, GA
Series 9910, Bronze



Manufactured by Thermal Windows, Inc. • 12805 E. 31st Street • Tulsa, OK 74146 • (800) 259-7580 • Fax (918) 665-2197
Website: www.thermalwindows.com Email: info@thermalwindows.com

THERMAL WINDOWS, INC.®

12805 E. 31st St • Tulsa, OK 74146
(800) 259-7580 • Fax (918) 665-2197
Email: info@thermalwindows.com
www.thermalwindows.com

SLIDING GLASS DOORS

Standard Features

- 4⅜” frame depth
- Custom Sizes
- Integral Thermal Barrier throughout frame and sash
- AAMA 2604 organic powder coat finish
- 5 standard powder coat finish colors (see ‘Finishes’ section)
- Tested to AAMA specifications
- ⅞” tempered insulated glass (1” in Series 9950)
- Extruded screen frame with fiberglass mesh

Available Options

- XO, OX, OXO, OXXO and other operating configurations
- Dual seal
- Anodized finishes
- AAMA 2605 high-performance finishes
- Tier 2 colors at no additional charge (minimums apply)
- Hundreds of special colors
- Impact-resistant glazing
- Low-E glass; tinted glass; obscure (frosted) glass
- Wire screen mesh
- Subsills, snap trim
- Internal, external and special mullions
- Handle with or without integral key lock
- Nailing fin; flush fin
- Flat or contoured internal muntins
- Internal and external applied muntins

SERIES 9900B 4-3/8” SLIDING GLASS DOOR (LC30)

SPECIFICATIONS

I. GENERAL:

Scope of Work - Furnish all necessary materials as herein specified. Door shall be the “Series 9900B” as manufactured by Thermal Windows, Inc., Tulsa, Oklahoma. The “Series 9900B” is a sliding glass door with a thermally improved frame and panel consisting of an operable, removable, sliding panel and a fixed side lite. The specifications and materials for the “Series 9900B” are as follows:

II. PRODUCTS:

Materials - Aluminum shall be of proper alloy for commercial construction. All extruded sections shall be of 6063-T5 aluminum alloy.

Frame - Main frame and panel members shall be a nominal thickness as required by ANSI/AAMA 101. Main frame shall be 4.375" in depth. Main frames and panel members are to be extruded aluminum with a structural thermal barrier of high density low thermal conductivity polyurethane, poured and debridged.

Hardware - Pull & latch set shall be sturdy & reversible for installation on either side of door, designed not to damage latch if moving panel is closed with latch in locking position. Moving panel shall roll on adjustable, lubricated ball bearing tandem rollers.

Weather-stripping - Shall be polypile with mylar fins conforming to AAMA 701.2, Specification for Pile Weather-strip.

III. CONSTRUCTION:

Assembly - Main frame shall be a mechanically joined construction. Corner joints should be “seam sealed” with a quality grade of sealant meeting the requirements of AAMA 803.3. The sashes shall be assembled with two screws at each corner. All screws at joints of panel and main frame shall be secured into integral screw ports.

Glazing - Glass shall be factory glazed with a marine (wrap around) reusable vinyl glazing channel. The insulated glass units shall be 7/8” overall thickness with two panes of .125” tempered glass, separated by a .625” air space for optimum insulation. All insulated glass units shall meet the requirements of the ASTM E 2190 specification, Class “A”.

Screens - (Optional) Sliding screen shall be of hollow extruded aluminum frames. Finish shall match the main frame and panel. Insect screening shall be fiberglass or aluminum wire secured with a vinyl spline.

Finish - The threshold is standard Clear Anodized finish. Finish of main frame and panels shall be a factory applied baked polyurethane powder coat finish meeting the requirements of AAMA 2604 for Pigmented Organic Coating on Extruded Aluminum. Refer to “Colors and Finishes” chart for examples. Bronze anodizing, clear anodizing and high performance AAMA 2605 finishes are optional.

Operation - The “X” panels are operable on the “Series 9900B” and will slide open for ventilation.

IV. PERFORMANCE:

Structural - Shall meet the requirements of AAMA/ WDMA/CSA101/I.S.2/A440-08, LC PG30-SD specification.

Thermal - Shall meet the requirements of AAMA 1503.1 CRF 56 / 50.

NFRC – Shall meet the requirements of NFRC 100 and 200.

V. INSTALLATION:

Qualifications - Installation shall be performed by skilled, experienced tradesmen. Units shall be installed plumb, level, square and shall be secured in accordance with detailed shop drawings. A non-hardening sealant compatible with aluminum shall be provided by the installer and applied in sufficient quantity to provide a weather tight seal between the door and surrounding construction.

Installation Details - The manufacturer shall submit complete installation details for the Architect’s approval. The drawings shall show elevations of sliding glass door, full size details of frame and vent, details of construction and anchorage of door.

SERIES 9900B 4-3/8” SLIDING GLASS DOOR (LC30)

Typical Configurations (Scale: Half Size)

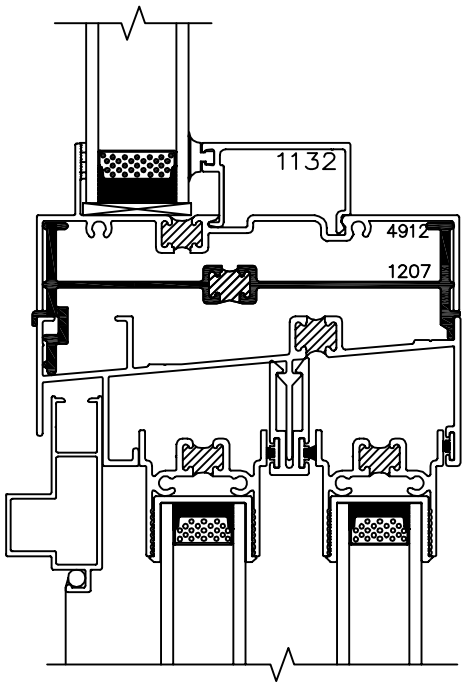

(A) 4151–9900

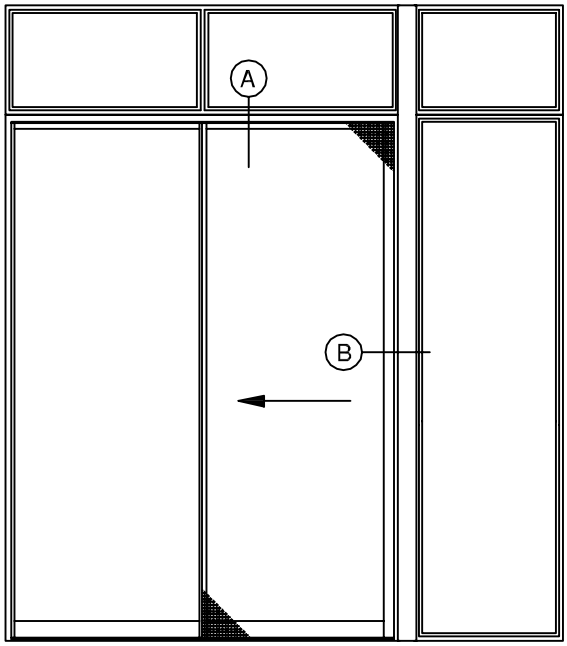

(B) 9900–4151

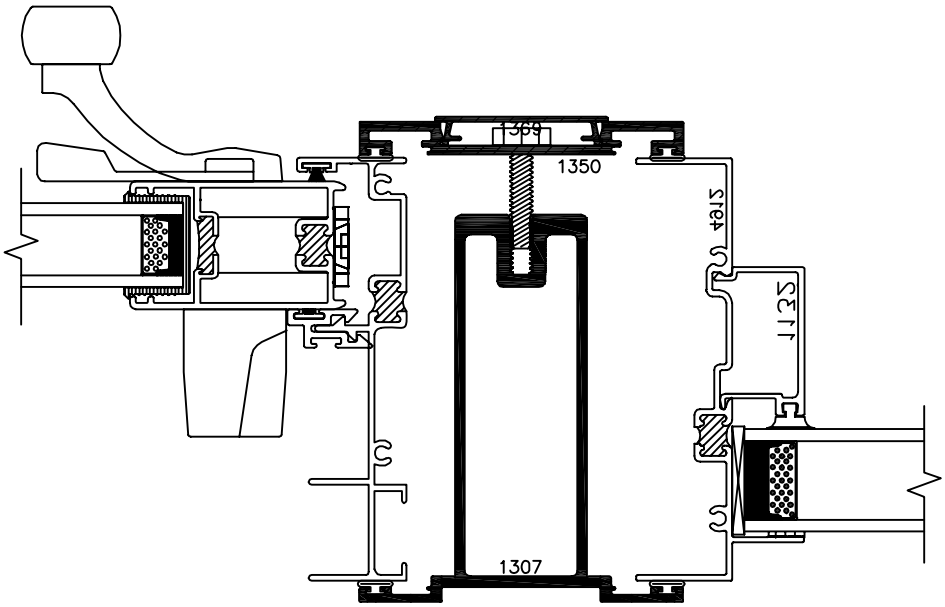

(B) 9900–4151

See Accessories section for additional options

SERIES 9900B 4-3/8” SLIDING GLASS DOOR (LC30)

Product Details (Scale: Full Size)

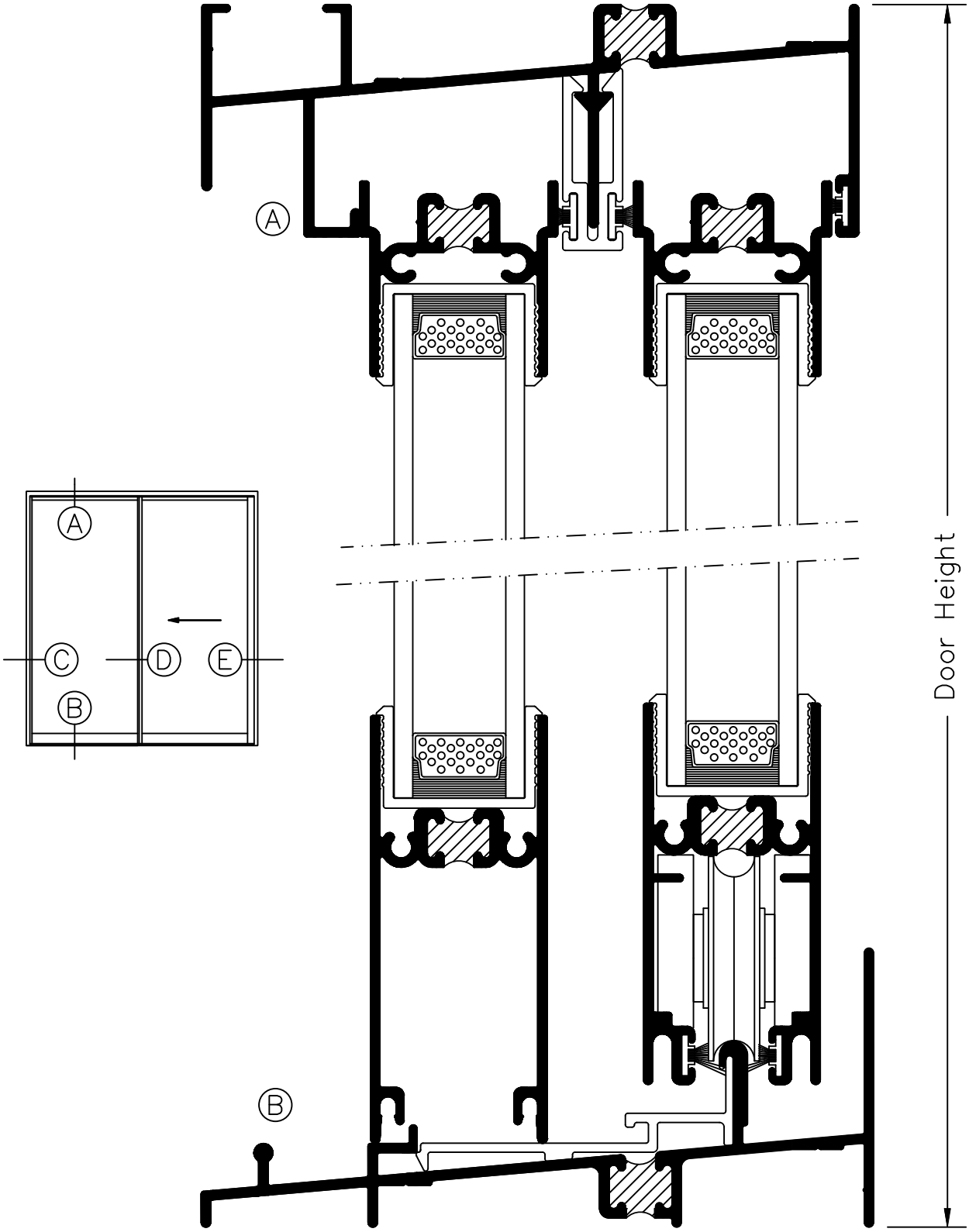

SERIES 9900B 4-3/8” SLIDING GLASS DOOR (LC30)

Product Details (Scale: Full Size)

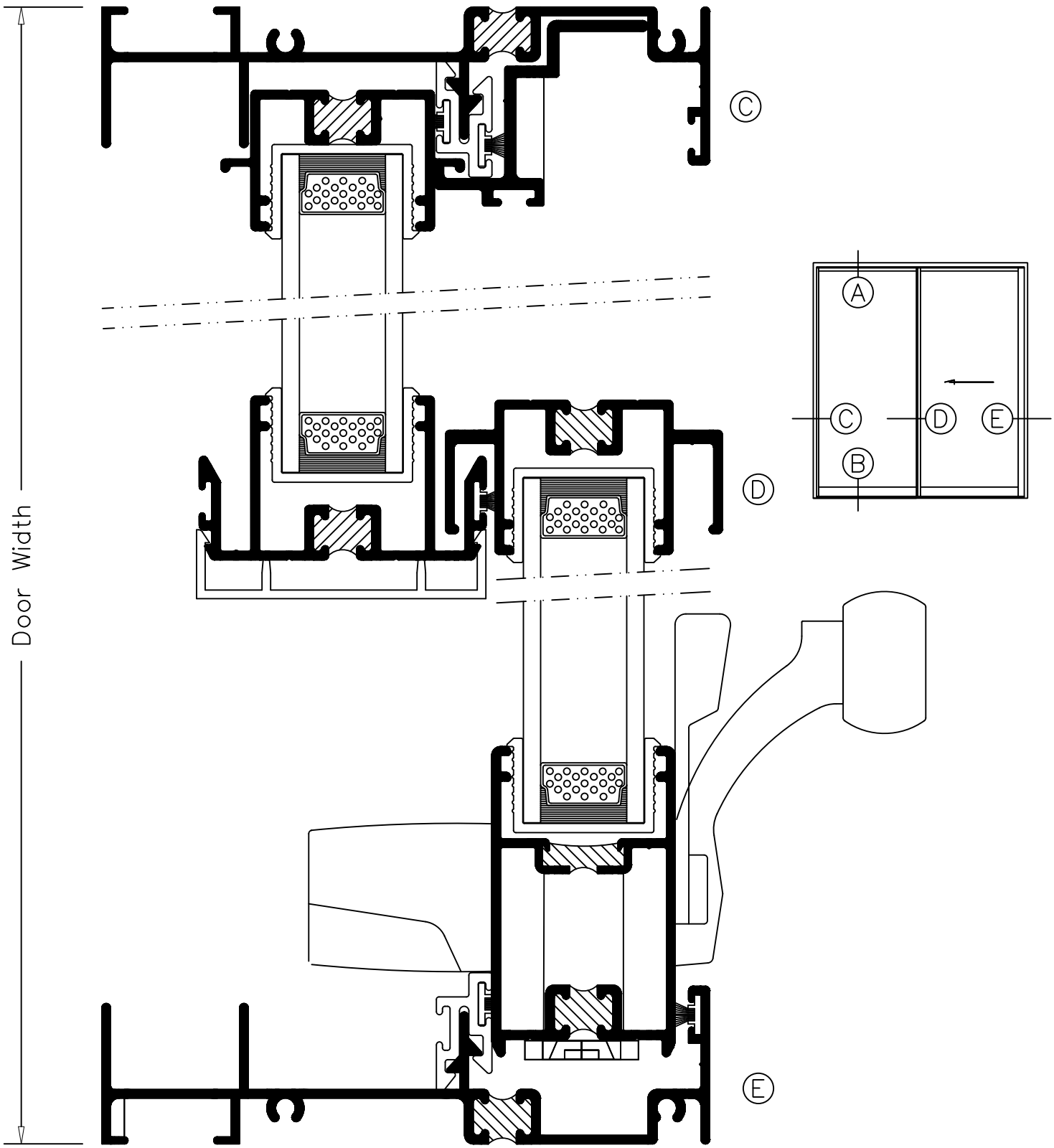

SERIES 9910 4-3/8” SLIDING GLASS DOOR (CW30)

SPECIFICATIONS

I. GENERAL:

Scope of Work - Furnish all necessary materials as herein specified. Door shall be the “Series 9910” as manufactured by Thermal Windows, Inc., Tulsa, Oklahoma. The “Series 9910” is a sliding glass door with a thermally improved frame and panel consisting of an operable, removable, sliding panel and fixed side lite(s). The specifications and materials for the “Series 9910” are as follows:

II. PRODUCTS:

Materials - Aluminum shall be of proper alloy for commercial construction. All extruded sections shall be of 6063-T5 aluminum alloy.

Frame - Main frame and panel members shall be a nominal thickness as required by ANSI/AAMA 101. Main frame shall be 4.375" in depth. Main frames and panel members are to be extruded aluminum with a structural thermal barrier of high density low thermal conductivity polyurethane, poured and debridged.

Hardware - Pull & latch set shall be sturdy & reversible for installation on either side of door, designed not to damage latch if moving panel is closed with latch in locking position. Moving panel shall roll on adjustable, lubricated ball bearing tandem rollers.

Weather-stripping - Shall be polypile with mylar fins conforming to AAMA 701.2, Specification for Pile Weather-strip.

III. CONSTRUCTION:

Assembly - Main frame shall be a mechanically joined construction. Corner joints should be “seam sealed” with a quality grade of sealant meeting the requirements of AAMA 803.3. The sashes shall be assembled with two screws at each corner. All screws at joints of panel and main frame shall be secured into integral screw ports.

Glazing - Glass shall be factory glazed with a marine (wrap around) reusable vinyl glazing channel. The insulated glass units shall be .875” overall thickness with two lites of double strength tempered glass, separated by a .625” air space for optimum insulation. All insulated glass units shall meet the requirements of the ASTM E 2190 specification, Class “A”.

Screens - (Optional) Sliding screen shall be of hollow extruded aluminum frames. Finish shall match the main frame and panel. Insect screening shall be fiberglass or aluminum wire secured with a vinyl spline.

Finish - Shall be a factory applied baked polyurethane powder coat finish meeting the requirements of AAMA 2604 for Pigmented Organic Coating on Extruded Aluminum. Refer to “Colors and Finishes” chart for examples. Bronze anodizing, clear anodizing and high performance AAMA 2605 finishes are optional.

Operation - The “X” panels are operable on the “Series 9910” and will slide open for ventilation.

IV. PERFORMANCE:

Structural - Shall meet the requirements of AAMA/WDMA /CSA 101/I.S.2/A440-08, CW-PG30-SD specification.

Thermal - Shall meet the requirements of AAMA 1503.1 CRF 56 / 50.

NFRC – Shall meet the requirements of NFRC 100 and 200.

V. INSTALLATION:

Qualifications - Installation shall be performed by skilled, experienced tradesmen. Units shall be installed plumb, level, square and shall be secured in accordance with detailed shop drawings. A non-hardening sealant compatible with aluminum shall be provided by the installer and applied in sufficient quantity to provide a weather tight seal between the door and surrounding construction.

Installation Details - The manufacturer shall submit complete installation details for the Architect’s approval. The drawings shall show elevations of sliding glass door, full size details of frame and vent, details of construction and anchorage of door.

SERIES 9910 4-3/8” SLIDING GLASS DOOR (CW30)

Typical Configurations (Scale: Half Size)

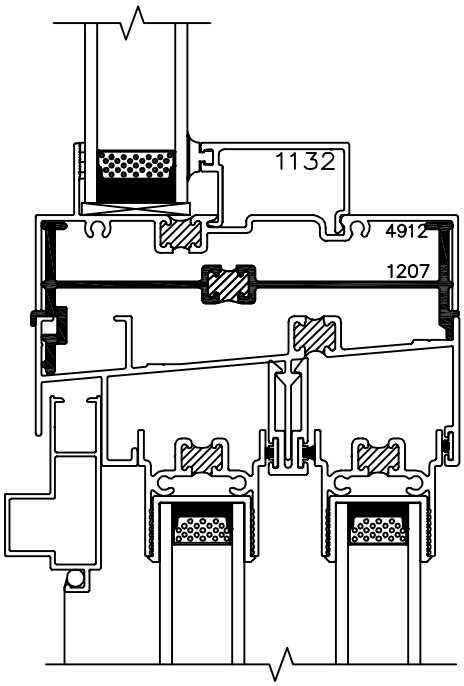

(A) 4151–9100

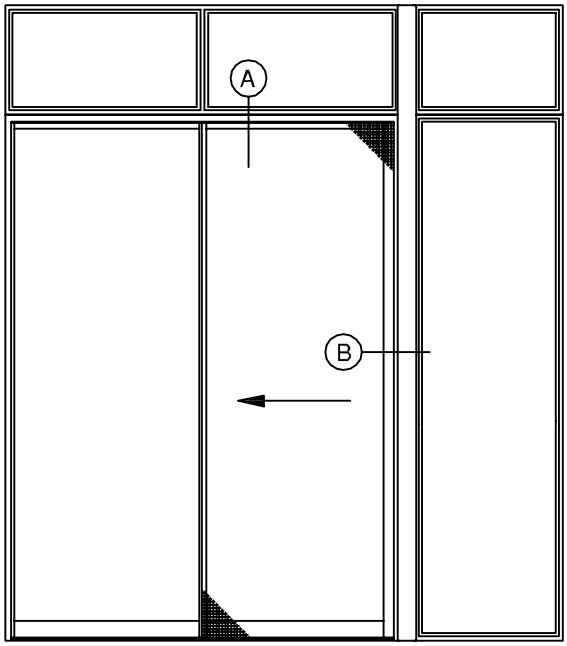

(B) 9910–4151

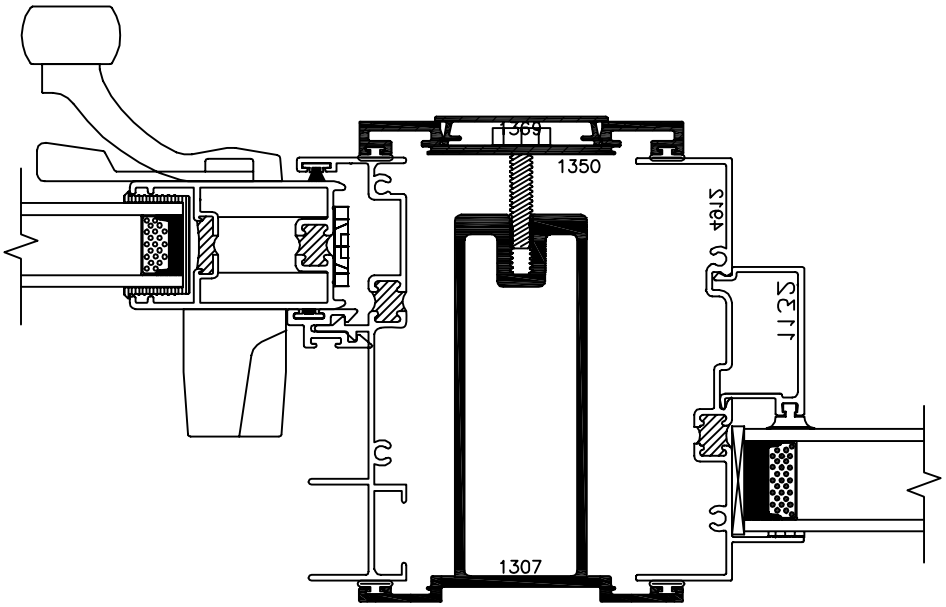

(B) 9910–4151

See Accessories section for additional options

SERIES 9910 4-3/8” SLIDING GLASS DOOR (CW30)

Product Details (Scale: Full Size)

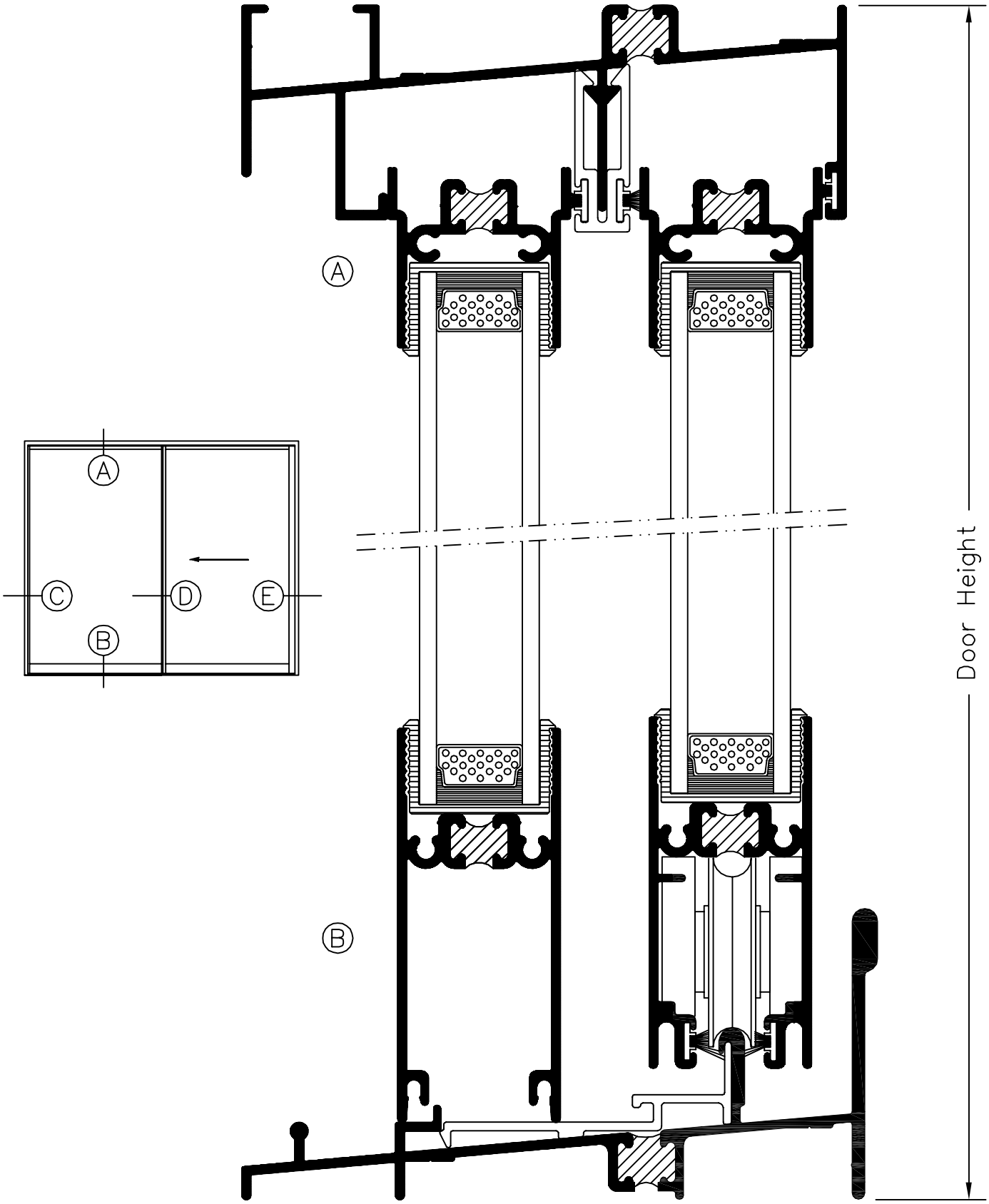

SERIES 9910 4-3/8” SLIDING GLASS DOOR (CW30)

Product Details (Scale: Full Size)

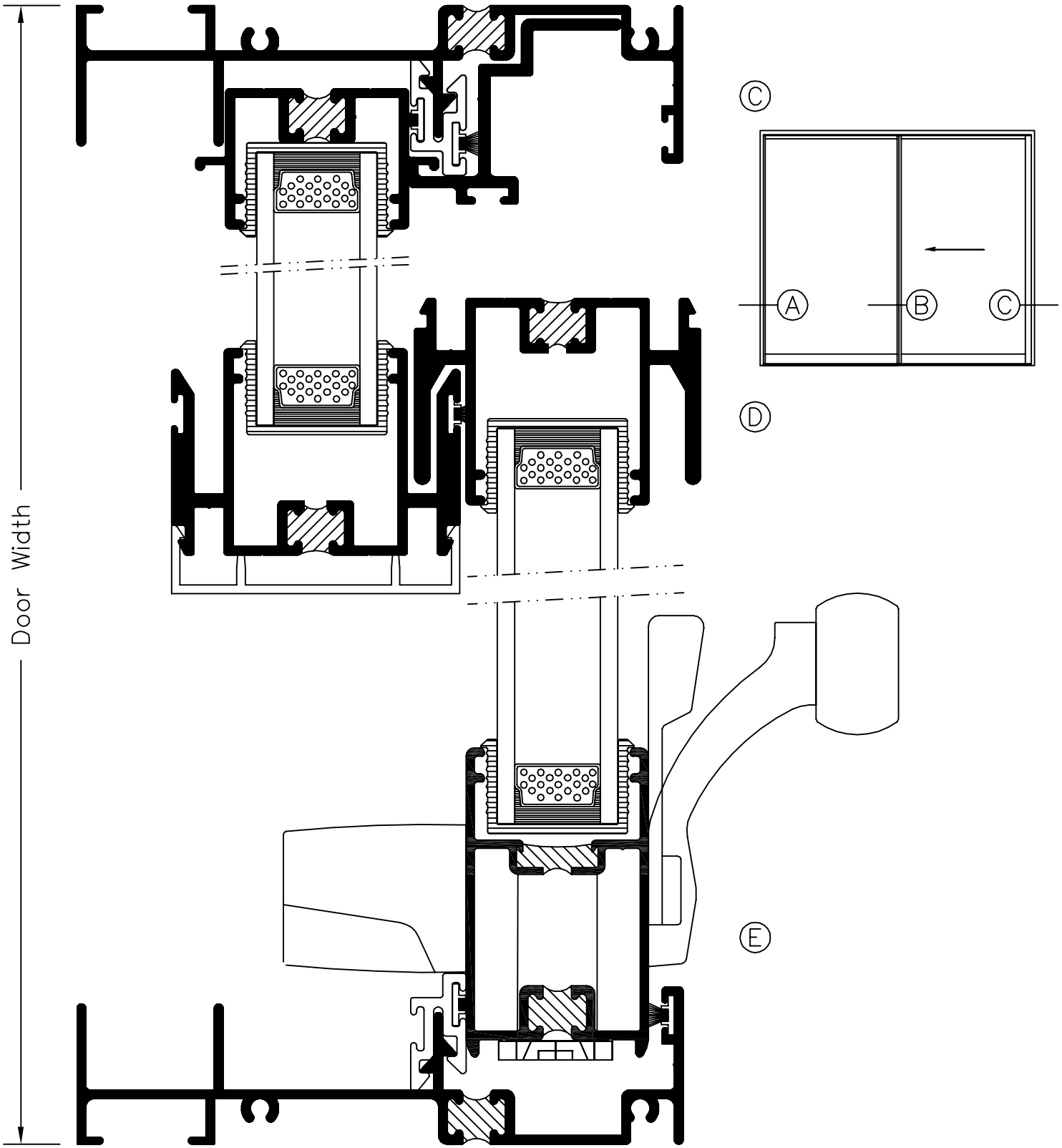

SERIES 9950 4-3/8” SLIDING GLASS DOOR (CW45)

SPECIFICATIONS

I. GENERAL:

Scope of Work - Furnish all necessary materials as herein specified. Door shall be the "Series 9950" as manufactured by Thermal Windows, Inc., Tulsa, Oklahoma. The "Series 9950" is a sliding glass door with a thermally improved frame and panel consisting of an operable, removable, sliding panel and fixed side lite(s). The specifications and materials for the "Series 9950" are as follows:

II. PRODUCTS:

Materials - Aluminum shall be of proper alloy for commercial construction. All extruded sections shall be of 6063-T5 aluminum alloy.

Frame - Main frame and panel members shall be a nominal thickness as required by ANSI/AAMA 101. Main frame shall be 4.375" in depth. Main frames and panel members are to be extruded aluminum with a structural thermal barrier of high density low thermal conductivity polyurethane, poured and debridged.

Hardware - Pull & latch set shall be sturdy & reversible for installation on either side of door, designed not to damage latch if moving panel is closed with latch in locking position. Moving panel shall roll on adjustable, lubricated ball bearing tandem rollers.

Weatherstripping - Shall be polypile with mylar fins conforming to AAMA 701.2, Specification for Pile Weatherstrip.

III. CONSTRUCTION:

Assembly - Main frame shall be a mechanically joined construction. Corner joints should be "seam sealed" with a quality grade of sealant meeting the requirements of AAMA 803.3. The sashes shall be assembled with two screws at each corner. All screws at joints of panel and main frame shall be secured into integral screw ports.

Glazing - Glass shall be factory glazed with backbedding compound at the exterior and a snap in glazing bead at the interior. The insulated glass units shall be 1" overall thickness. All insulated glass units shall meet the requirements of the ASTM E 2190 specification, Class “A”.

Screens - (Optional) Sliding screen shall be of hollow extruded aluminum frames. Finish shall match the main frame and panel. Insect screening shall be fiberglass or aluminum wire secured with a vinyl spline.

Finish - Shall be a factory applied baked polyurethane powder coat finish meeting the requirements of AAMA 2604 for Pigmented Organic Coating on Extruded Aluminum. Refer to "Colors and Finishes" chart for examples. Bronze anodizing, clear anodizing and high performance AAMA 2605 finishes are optional.

Operation - The "X" panels are operable on the "Series 9950" and will slide open for ventilation.

IV. PERFORMANCE:

Structural - Shall meet the requirements of AAMA/ WDMA/CSA 101/I.S.2/A440-08, CW45 specification.

Thermal - Shall meet the requirements of AAMA 1503.1 CRF 56 / 50.

NFRC - Shall meet the requirements of NFRC 100 and 200.

V. INSTALLATION:

Qualifications - Installation shall be performed by skilled, experienced tradesmen. Units shall be installed plumb, level, square and shall be secured in accordance with detailed shop drawings. A non-hardening sealant compatible with aluminum shall be provided by the installer and applied in sufficient quantity to provide a weather tight seal between the door and surrounding construction.

Installation Details - The manufacturer shall submit complete installation details for the Architect's approval. The drawings shall show elevations of sliding glass door, full size details of frame and vent, details of construction and anchorage of door.

SERIES 9950 4-3/8” SLIDING GLASS DOOR (CW45)

Product Details (Scale: Full Size)

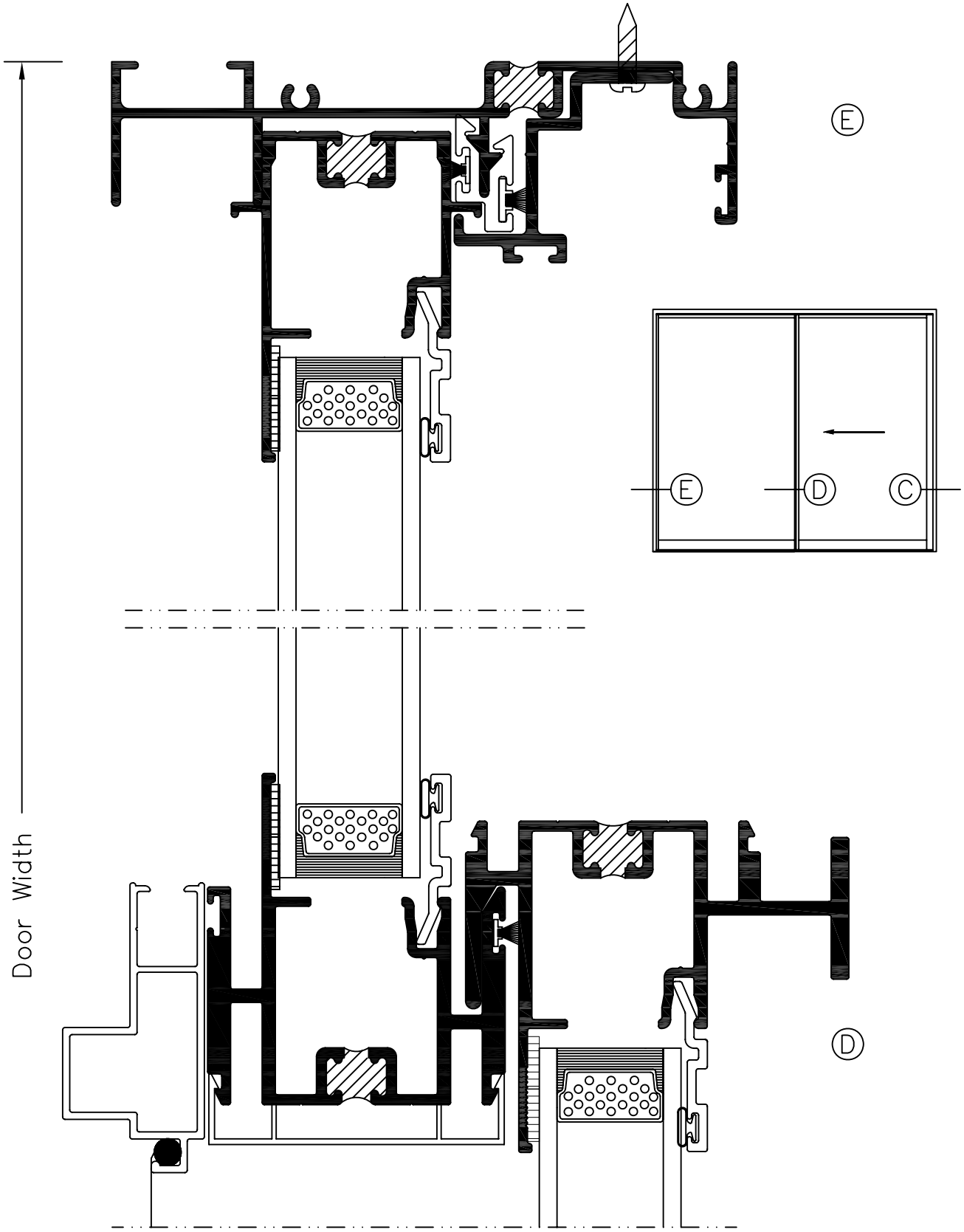

SERIES 9950 4-3/8” SLIDING GLASS DOOR (CW45)

Product Details (Scale: Full Size)

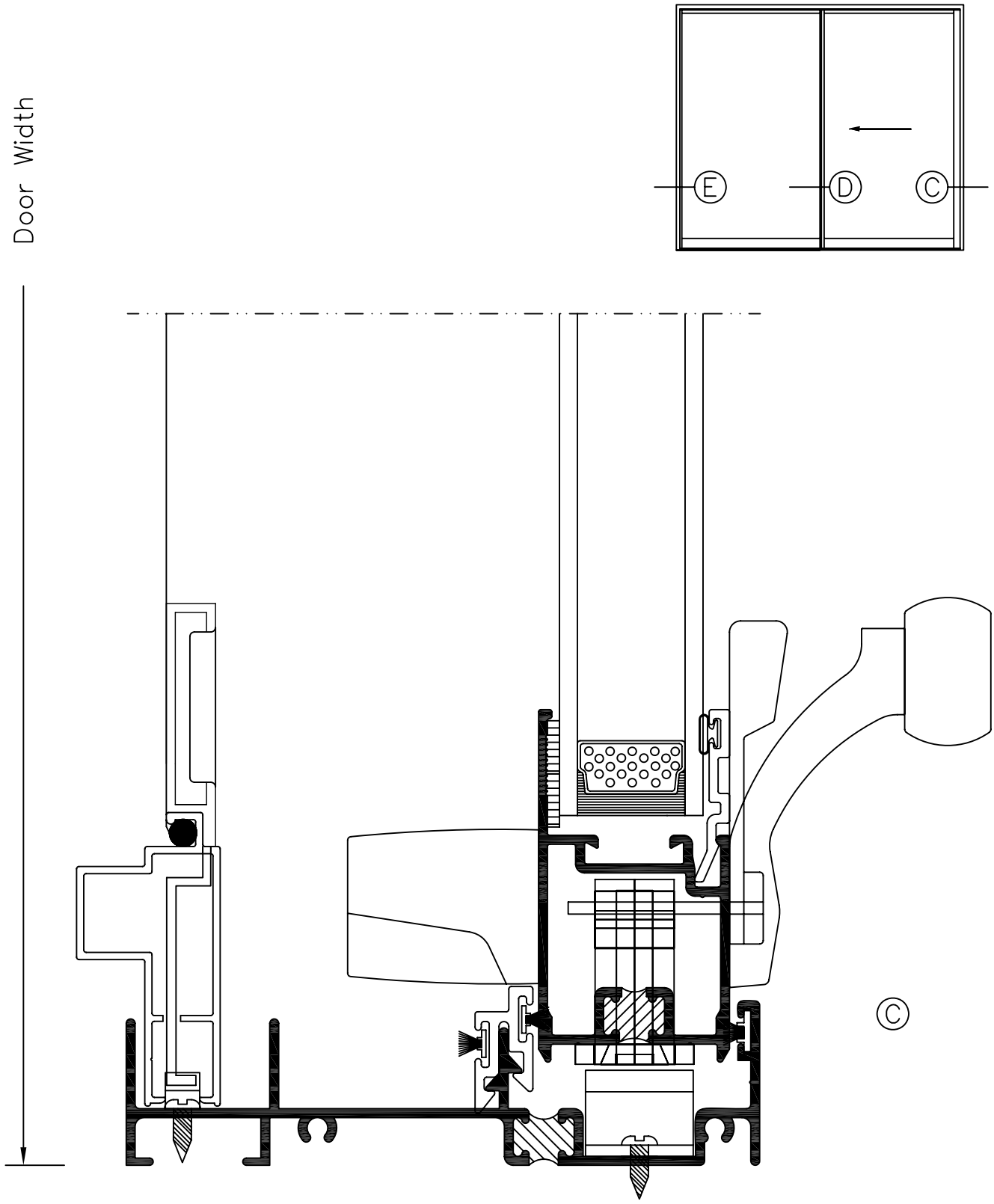

SERIES 9950 4-3/8” SLIDING GLASS DOOR (CW45)

Product Details (Scale: Full Size)

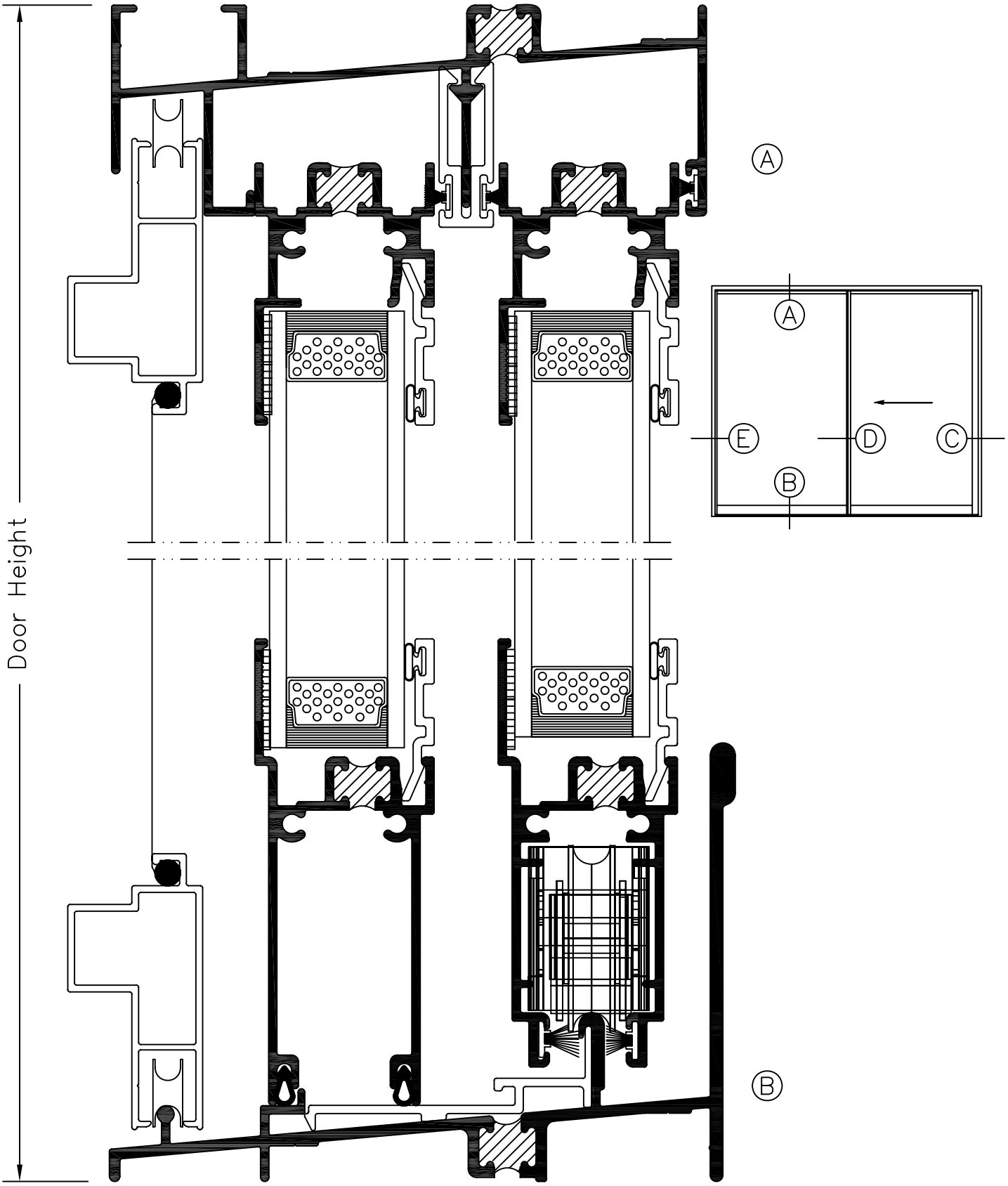

SERIES 9950 4-3/8” SLIDING GLASS DOOR (IMPACT)

SPECIFICATIONS

I. GENERAL:

Scope of Work - Furnish all necessary materials as herein specified. Door shall be the "Series 9950" as manufactured by Thermal Windows, Inc., Tulsa, Oklahoma. The "Series 9950" is a sliding glass door with a thermally improved frame and panel consisting of an operable, removable, sliding panel and fixed side lite(s). The specifications and materials for the "Series 9950" are as follows:

II. PRODUCTS:

Materials - Aluminum shall be of proper alloy for commercial construction. All extruded sections shall be of 6063-T5 aluminum alloy.

Frame - Main frame and panel members shall be a nominal thickness as required by ANSI/AAMA 101. Main frame shall be 4.375" in depth. Main frames and panel members are to be extruded aluminum with a structural thermal barrier of high density low thermal conductivity polyurethane, poured and debridged.

Hardware - Pull & latch set shall be sturdy & reversible for installation on either side of door, designed not to damage latch if moving panel is closed with latch in locking position. Moving panel shall roll on adjustable, lubricated ball bearing tandem rollers.

Weather-stripping - Shall be polypile with mylar fins conforming to AAMA 701.2, Specification for Pile Weather-strip.

III. CONSTRUCTION:

Assembly - Main frame shall be a mechanically joined construction. Corner joints should be "seam sealed" with a quality grade of sealant meeting the requirements of AAMA 803.3. The sashes shall be assembled with two screws at each corner. All screws at joints of panel and main frame shall be secured into integral screw ports.

Glazing - Glass shall be factory silicone glazed with an interior aluminum glazing bead. The insulated glass units shall be 1" overall thickness with glass in accordance with actual impact testing options.

Screens - (Optional) Sliding screen shall be of hollow extruded aluminum frames. Finish shall match the main frame and panel. Insect screening shall be fiberglass or aluminum wire secured with a vinyl spline.

Finish - Shall be a factory applied baked polyurethane powder coat finish meeting the requirements of AAMA 2604 for Pigmented Organic Coating on Extruded Aluminum. Refer to "Colors and Finishes" chart for examples. Bronze anodizing, clear anodizing and high performance AAMA 2605 finishes are optional.

Operation - The "X" panels are operable on the "Series 9950" and will slide open for ventilation.

IV. PERFORMANCE:

Impact - Shall meet the requirements of Florida Building Code Test Protocols for High Velocity Hurricane Zone TAS 201,TAS 202,TAS 203.

NFRC - Shall meet the requirements of NFRC 100 and 200.

V. INSTALLATION:

Qualifications - Installation shall be performed by skilled, experienced tradesmen. Units shall be installed plumb, level, square and shall be secured in accordance with detailed shop drawings. A non-hardening sealant compatible with aluminum shall be provided by the installer and applied in sufficient quantity to provide a weather tight seal between the door and surrounding construction.

Installation Details - The manufacturer shall submit complete installation details for the Architect's approval. The drawings shall show elevations of sliding glass door, full size details of frame and vent, details of construction and anchorage of door.

SERIES 9950 4-3/8” SLIDING GLASS DOOR (IMPACT)

Product Details (Scale: Full Size)

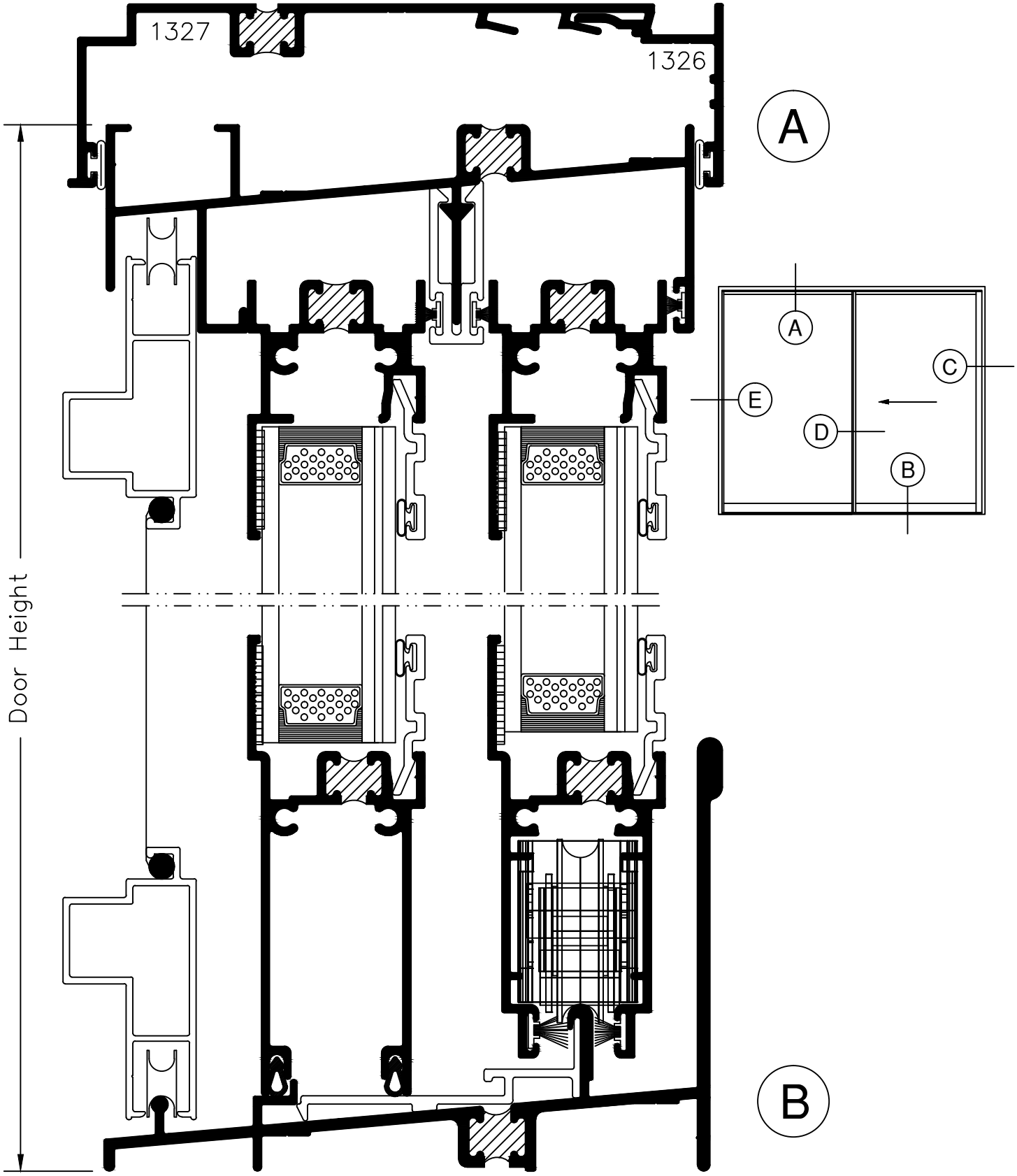

SERIES 9950 4-3/8” SLIDING GLASS DOOR (IMPACT)

Product Details (Scale: Full Size)

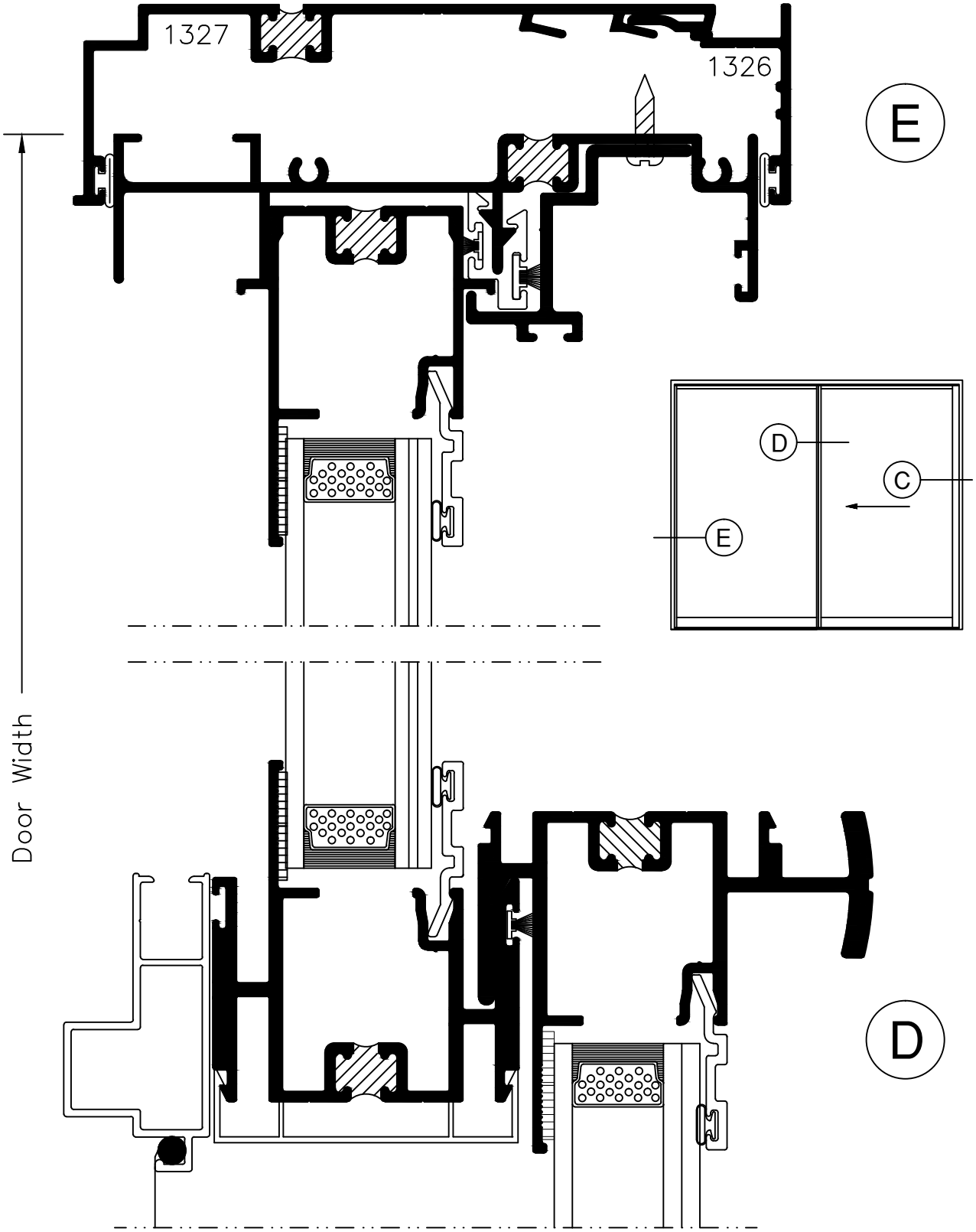

SERIES 9950 4-3/8” SLIDING GLASS DOOR (IMPACT)

Product Details (Scale: Full Size)